

Q1 Attract visiting medical and health support services to Coomba Park

Answered: 143 Skipped: 0

	VITAL	IMPORTANT	DESIRABLE	NOT REQUIRED	TOTAL	WEIGHTED AVERAGE
How important is this to Our Community?	46.15% 66	30.77% 44	20.28% 29	2.80% 4	143	1.80

Q2 Upgrade or replace helipad

Answered: 143 Skipped: 0

	VITAL	IMPORTANT	DESIRABLE	NOT REQUIRED	TOTAL	WEIGHTED AVERAGE
How important is this to Our Community?	34.27% 49	31.47% 45	18.18% 26	16.08% 23	143	2.16

Q3 Improve safety & condition of all roads in Coomba district. How important are these to Our Community?

Answered: 142 Skipped: 1

	VITAL	IMPORTANT	DESIRABLE	NOT REQUIRED	TOTAL	WEIGHTED AVERAGE
Install lay-bys on Coomba Rd to allow safe passing	34.51% 49	28.87% 41	25.35% 36	11.27% 16	142	2.13
Reduce speed limit on Shallow Bay Rd to 60kpm	14.06% 18	27.34% 35	28.91% 37	29.69% 38	128	2.74
Resheet to raise Burraneer Rd at 3.5-4km distance from Coomba Rd to reduce flooding	16.03% 21	29.01% 38	35.11% 46	19.85% 26	131	2.59
Tar seal and improve drainage on Burraneer Rd, Attunga Pl, Aroona St and Shallow Bay Rd	22.56% 30	35.34% 47	33.83% 45	8.27% 11	133	2.28

Q4 Upgrade the emergency access road, Werribi St, from Burraneer Rd to Shallow Bay Rd, to a full service fire trail.

Answered: 137 Skipped: 6

	VITAL	IMPORTANT	DESIRABLE	NOT REQUIRED	TOTAL	WEIGHTED AVERAGE
How important is this to Our Community?	32.85% 45	40.15% 55	23.36% 32	3.65% 5	137	1.98

Q5 Install 1km foot/bike all access path between village & section 2.

Answered: 141 Skipped: 2

	VITAL	IMPORTANT	DESIRABLE	NOT REQUIRED	TOTAL	WEIGHTED AVERAGE
--	-------	-----------	-----------	--------------	-------	------------------

Install picnic tables	5.30% 7	22.73% 30	47.73% 63	24.24% 32	132	2.91
Install pet challenge activity play area	5.26% 7	14.29% 19	36.09% 48	44.36% 59	133	3.20

Q9 Maintain & upgrade the Civic Centre (Hall) precinct. How important are these objectives?

Answered: 142 Skipped: 1

	VITAL	IMPORTANT	DESIRABLE	NOT REQUIRED	TOTAL	WEIGHTED AVERAGE
Improve car parking area (level, tar & include disabled parking)	20.86% 29	39.57% 55	35.25% 49	4.32% 6	139	2.23
Improve access to Moorrooba Rd	15.15% 20	28.03% 37	43.18% 57	13.64% 18	132	2.55
Upgrade drainage to entire reserve	23.13% 31	38.06% 51	32.84% 44	5.97% 8	134	2.22
Install signage highlighting facilities in reserve	9.56% 13	30.15% 41	51.47% 70	8.82% 12	136	2.60
Install a perimeter fence around precinct	3.70% 5	17.78% 24	33.33% 45	45.19% 61	135	3.20
Install security cameras	8.21% 11	23.13% 31	43.28% 58	25.37% 34	134	2.86
Install multi-use court for netball/basketball/volleyball etc	5.04% 7	27.34% 38	58.99% 82	8.63% 12	139	2.71
Replace watertanks at hall	9.77% 13	36.09% 48	42.11% 56	12.03% 16	133	2.56
Extend hall verandah	9.49% 13	29.93% 41	47.45% 65	13.14% 18	137	2.64
Replace skateramp	10.53% 14	21.80% 29	39.85% 53	27.82% 37	133	2.85
Include a contemplative area/chapel	2.96% 4	13.33% 18	37.78% 51	45.93% 62	135	3.27
Replace tennis court fencing	2.26% 3	22.56% 30	51.13% 68	24.06% 32	133	2.97
Install LED floodlights at tennis court	5.93% 8	22.96% 31	56.30% 76	14.81% 20	135	2.80
Make precinct accessible for people with disabilities	19.42% 27	41.73% 58	33.81% 47	5.04% 7	139	2.24
Concrete access & turning area at Coomba RFS	23.02% 32	42.45% 59	27.34% 38	7.19% 10	139	2.19
Concrete driveway ramp to Men's shed	15.44% 21	33.09% 45	38.97% 53	12.50% 17	136	2.49
Expand precinct through Council land purchase in Tallawarra St	5.34% 7	22.90% 30	43.51% 57	28.24% 37	131	2.95

Q10 Create a plan for Memorial Hill (Cenotaph) Reserve including the following: How important are these to Our Community?

Answered: 138 Skipped: 5

	VITAL	IMPORTANT	DESIRABLE	NOT REQUIRED	TOTAL
Improve access including disability access	26.09% 36	41.30% 57	28.26% 39	4.35% 6	138
Install perimeter bollards to secure area from vehicles	11.76% 16	37.50% 51	33.09% 45	17.65% 24	136
Improve Moorrooba Rd reserve entry	14.81% 20	22.96% 31	51.11% 69	11.11% 15	135
Install disabled parking near Cenotaph	19.85% 27	33.82% 46	38.24% 52	8.09% 11	136
Install additional flag pole for Aboriginal flag	14.60% 20	25.55% 35	33.58% 46	26.28% 36	137
Install signpost directing public to reserve	13.24% 18	34.56% 47	44.85% 61	7.35% 10	136

Q11 Develop foreshore amenities. How important are these to Our Community?

Answered: 141 Skipped: 2

	VITAL	IMPORTANT	DESIRABLE	NOT REQUIRED	TOTAL	WEIGHTED AVERAGE
Extend walkway southeast through to Aquatic Gardens inclusive of boardwalk	22.30% 31	32.37% 45	39.57% 55	5.76% 8	139	2.29
Provision of rubbish bins and cigarette butt-out contains at key strategic points	19.86% 28	46.81% 66	27.66% 39	5.67% 8	141	2.19
Install additional fitness equipment along foreshore walkway	5.88% 8	16.91% 23	50.00% 68	27.21% 37	136	2.99
Develop interpretive walk in conjunction with Indigenous community	10.79% 15	30.22% 42	37.41% 52	21.58% 30	139	2.70
Install a floating finger wharf next to village launching ramp	24.06% 32	27.07% 36	39.10% 52	9.77% 13	133	2.35
Rebuild or replace the launching ramp to be safe & fit for purpose	38.81% 52	34.33% 46	20.15% 27	6.72% 9	134	1.95

Q12 Develop Aquatic Gardens facilities. How important are these objectives?

Answered: 138 Skipped: 5

	VITAL	IMPORTANT	DESIRABLE	NOT REQUIRED	TOTAL	WEIGHTED AVERAGE
Club Room 100sqm - stage 2 in existing Coomba Aquatic Club (CAC) DA	14.71% 20	27.21% 37	42.65% 58	15.44% 21	136	2.59
Install drainage swale - stage 2 in existing CAC DA	13.53% 18	30.08% 40	45.86% 61	10.53% 14	133	2.53
Tar seal road & carpark - stage 2 in existing CAC DA	15.56% 21	28.15% 38	38.52% 52	17.78% 24	135	2.59
Build kitchen & toilets - stage 3 in existing CAC DA	12.50% 17	40.44% 55	30.15% 41	16.91% 23	136	2.51
Upgrade launching ramp - stage 3 in existing CAC DA	18.80% 25	33.08% 44	39.85% 53	8.27% 11	133	2.38

Boardwalk across wetland linking foreshore walk	24.09% 33	31.39% 43	35.04% 48	9.49% 13	137	2.30
Install electricity to site	26.28% 36	34.31% 47	29.93% 41	9.49% 13	137	2.23
Replace wooden jetty on northern side	14.39% 19	22.73% 30	50.00% 66	12.88% 17	132	2.61
Install contemplative educational area for Aboriginal awareness	11.03% 15	18.38% 25	45.59% 62	25.00% 34	136	2.85
Relocate & improve signage highlighting the reserve, trails & boardwalk	9.56% 13	38.24% 52	42.65% 58	9.56% 13	136	2.52
Install picnic table on south west side of Aquatic Gardens	7.35% 10	27.21% 37	55.88% 76	9.56% 13	136	2.68

Q13 Improvements to children's playground. How important are these objectives to Our Community?

Answered: 140 Skipped: 3

	VITAL	IMPORTANT	DESIRABLE	NOT REQUIRED	TOTAL	WEIGHTED AVERAGE
Expand parking near the playground	17.14% 24	36.43% 51	41.43% 58	5.00% 7	140	2.34
Install stairs and all access into the reserve from the parking area	14.29% 20	33.57% 47	40.71% 57	11.43% 16	140	2.49
Install additional activity in the playground eg rockinghorse	12.95% 18	23.74% 33	44.60% 62	18.71% 26	139	2.69

Q14 Improve access to the lake for fishing, light sailing craft and kayaks. How important are these objectives to Our Community?

Answered: 139 Skipped: 4

	VITAL	IMPORTANT	DESIRABLE	NOT REQUIRED	TOTAL	WEIGHTED AVERAGE
Finger jetty next to launch ramp	25.19% 34	33.33% 45	31.11% 42	10.37% 14	135	2.27
Dinghy storage racks	12.59% 17	24.44% 33	39.26% 53	23.70% 32	135	2.74
Extend launching ramp into deeper water	31.34% 42	32.84% 44	29.10% 39	6.72% 9	134	2.11
Install fishing platforms off the foreshore walk	21.90% 30	24.82% 34	40.15% 55	13.14% 18	137	2.45

Q15 Develop key events to attract visitors and tourists. How important is this objective to Our Community?

Answered: 140 Skipped: 3

	VITAL	IMPORTANT	DESIRABLE	NOT REQUIRED	TOTAL	WEIGHTED AVERAGE
Continue to develop local events such as CoombaFest Australia Day event	31.43% 44	39.29% 55	24.29% 34	5.00% 7	140	2.03

Develop marketing plan & material to encourage additional events	24.46% 34	38.13% 53	28.06% 39	9.35% 13	139	2.22
--	--------------	--------------	--------------	-------------	-----	------

Q16 Modifications to Community Hall. How important are these objectives to Our Community?

Answered: 138 Skipped: 5

	VITAL	IMPORTANT	DESIRABLE	NOT REQUIRED	TOTAL	WEIGHTED AVERAGE
Expand facilities within the community hall including extend verandah and replace existing floorboards, expand kitchen and its facilities and install weatherproof cafe blinds and flyscreens on verandah	26.09% 36	32.61% 45	34.06% 47	7.25% 10	138	2.22

Q17 Coomba Connections. How important is this objective to Our Community?

Answered: 141 Skipped: 2

	VITAL	IMPORTANT	DESIRABLE	NOT REQUIRED	TOTAL	WEIGHTED AVERAGE
Continue to produce regular community newsletter ensuring availability to all residents	39.72% 56	41.84% 59	17.02% 24	1.42% 2	141	1.80

Q18 Volunteering. How important is this objective to Our Community?

Answered: 141 Skipped: 2

	VITAL	IMPORTANT	DESIRABLE	NOT REQUIRED	TOTAL	WEIGHTED AVERAGE
Continue our innovative & very productive volunteer activities within the community	46.81% 66	40.43% 57	12.06% 17	0.71% 1	141	1.67

Q19 Community Support. How important is this objective to Our Community?

Answered: 141 Skipped: 2

	VITAL	IMPORTANT	DESIRABLE	NOT REQUIRED	TOTAL	WEIGHTED AVERAGE
Provide community care program of volunteers to assist community members in need as required with telephone support, shopping assistance, meal provision, pet care and transport.	46.10% 65	39.72% 56	12.77% 18	1.42% 2	141	1.70

Q20 Community Transport. How important is this objective to Our Community?

Answered: 141 Skipped: 2

	VITAL	IMPORTANT	DESIRABLE	NOT REQUIRED	TOTAL	WEIGHTED AVERAGE
Improve transport options in and out of Coomba with facilities for disability access	48.94% 69	36.88% 52	12.77% 18	1.42% 2	141	1.67
Acquire a larger Coomba Community bus with facilities for disability access	38.69% 53	36.50% 50	21.17% 29	3.65% 5	137	1.90

Q21 Aged Care. How important is this objective to Our Community?

Answered: 140 Skipped: 3

	VITAL	IMPORTANT	DESIRABLE	NOT REQUIRED	TOTAL	WEIGHTED AVERAGE
Attract development of aged care facility to Coomba district that fits with village atmosphere	32.14% 45	30.71% 43	21.43% 30	15.71% 22	140	2.21

Q22 Raise community awareness of the value of our unique natural environment. How important are these objectives to Our Community?

Answered: 141 Skipped: 2

	VITAL	IMPORTANT	DESIRABLE	NOT REQUIRED	TOTAL	WEIGHTED AVERAGE
Use local community newsletter to highlight positive news stories about environmental preservation and the health and economic benefits.	24.29% 34	46.43% 65	24.29% 34	5.00% 7	140	2.10
Invite Council's weeds officer to provide community information sessions on weed control	20.71% 29	36.43% 51	35.71% 50	7.14% 10	140	2.29
Seek Forster Local Aboriginal Land Council (FLALC) input for the creation of an interpretive walk with signage explaining aboriginal heritage.	17.14% 24	30.71% 43	30.00% 42	22.14% 31	140	2.57
Educational signage explaining unique areas such as the Milk Wharf and Memorial Hill	18.44% 26	39.72% 56	35.46% 50	6.38% 9	141	2.30

Q23 Preserve the village atmosphere through planning controls. How important is this objective to Our Community?

Answered: 140 Skipped: 3

	VITAL	IMPORTANT	DESIRABLE	NOT REQUIRED	TOTAL	WEIGHTED AVERAGE
Participate in council's engagement processes to influence strategic planning documents regarding zoning, water & sewerage	40.00% 56	42.14% 59	13.57% 19	4.29% 6	140	1.82

Q24 Overall, how does the revised Coomba Community Plan reflect the needs of the Coomba Community?

Answered: 133 Skipped: 10

ANSWER CHOICES	RESPONSES
Excellent, nothing needs changing	36.09% 48

Not so well, needs some changing	24.81%	33
Badly, start again	3.76%	5
Do you have any other comments on The Coomba Community Plan?	35.34%	47
TOTAL		133

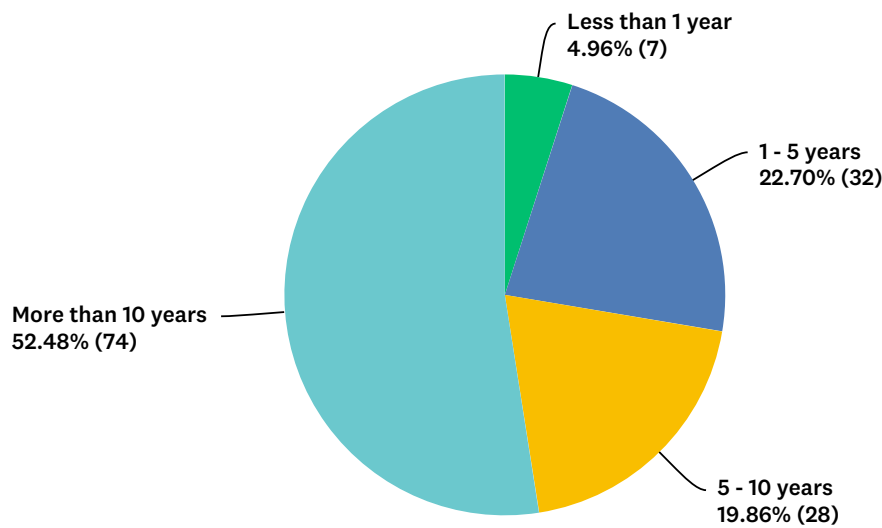
Q25 Are you currently living in the Coomba district?

Answered: 140 Skipped: 3

ANSWER CHOICES	RESPONSES	
Yes	95.71%	134
No	4.29%	6
TOTAL		140

Q26 How long have you been a part of the Coomba Community?

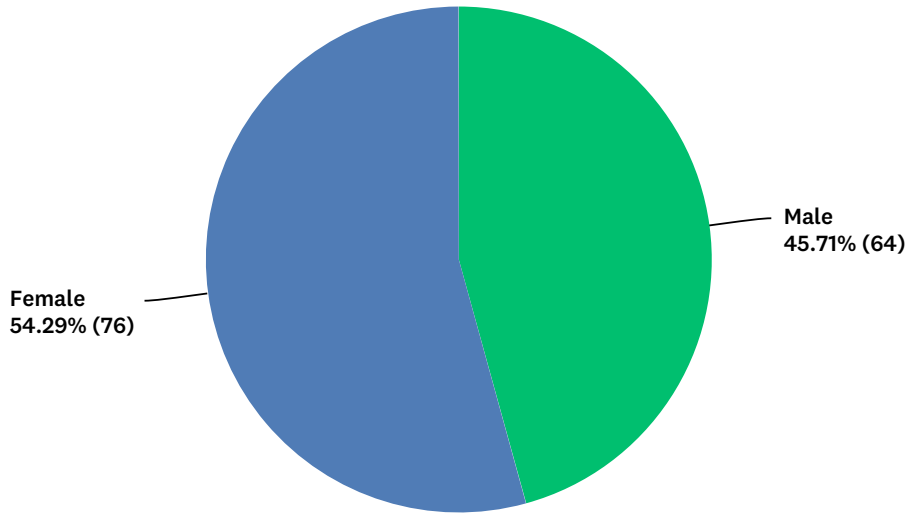
Answered: 141 Skipped: 2



ANSWER CHOICES	RESPONSES	
Less than 1 year	4.96%	7
1 - 5 years	22.70%	32
5 - 10 years	19.86%	28
More than 10 years	52.48%	74
TOTAL		141

Q27 Are you male or female?

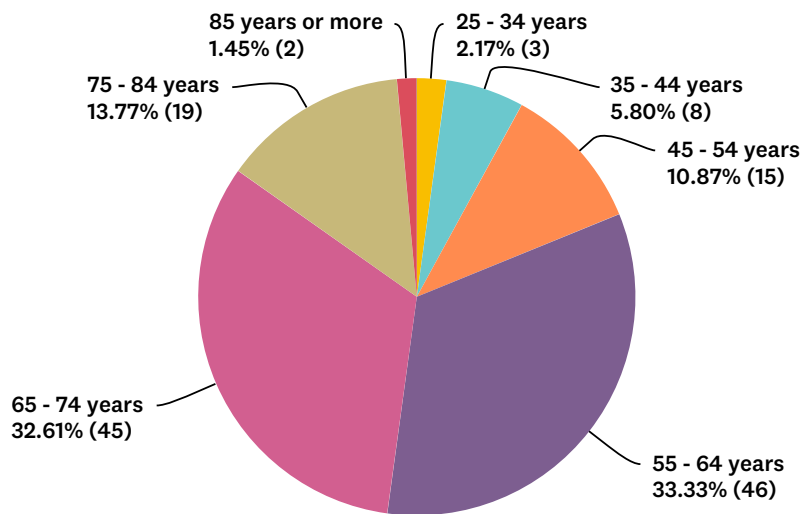
Answered: 140 Skipped: 3



ANSWER CHOICES	RESPONSES	
Male	45.71%	64
Female	54.29%	76
TOTAL		140

Q28 Which age group do you belong?

Answered: 138 Skipped: 5

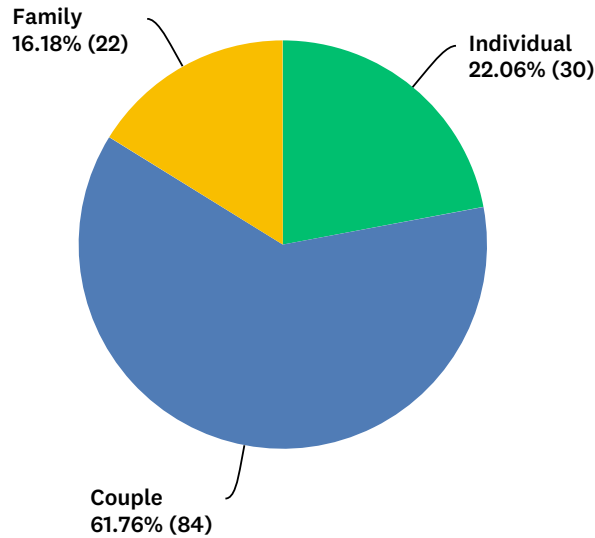


ANSWER CHOICES	RESPONSES	
Under 15 years	0.00%	0
15 - 24 years	0.00%	0
25 - 34 years	2.17%	3
35 - 44 years	5.80%	8
45 - 54 years	10.87%	15
55 - 64 years	33.33%	46
65 - 74 years	32.61%	45

75 - 84 years	13.77%	19
85 years or more	1.45%	2
TOTAL		138

Q29 What is the makeup of your household?

Answered: 136 Skipped: 7



ANSWER CHOICES	RESPONSES	
Individual	22.06%	30
Couple	61.76%	84
Family	16.18%	22
TOTAL		136

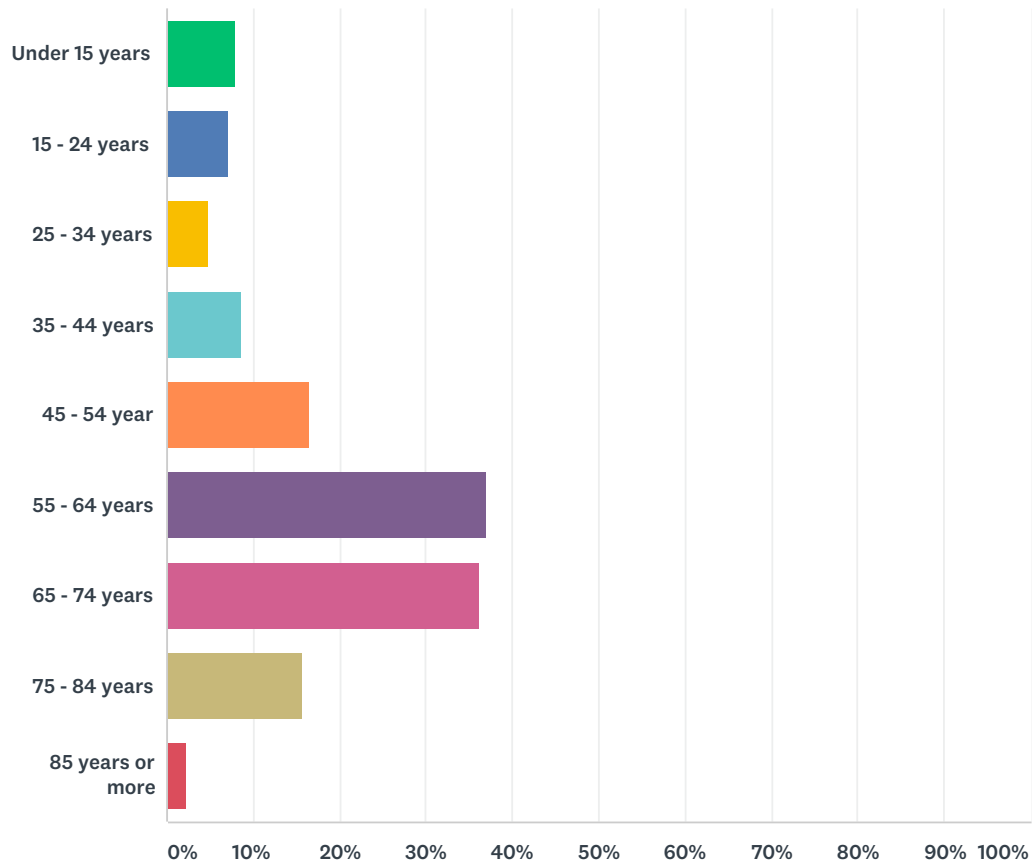
Q30 Please indicate the number of adults and children

Answered: 134 Skipped: 9

	1	2	3	4	5 OR MORE	TOTAL	WEIGHTED AVERAGE
Adults	21.64% 29	70.15% 94	5.97% 8	1.49% 2	0.75% 1	134	1.90
Children	18.75% 3	43.75% 7	18.75% 3	12.50% 2	6.25% 1	16	2.44

Q31 Please indicate the age ranges within your household

Answered: 127 Skipped: 16



ANSWER CHOICES	RESPONSES	
Under 15 years	7.87%	10
15 - 24 years	7.09%	9
25 - 34 years	4.72%	6
35 - 44 years	8.66%	11
45 - 54 year	16.54%	21
55 - 64 years	37.01%	47
65 - 74 years	36.22%	46
75 - 84 years	15.75%	20
85 years or more	2.36%	3
Total Respondents: 127		